

Date: 12.11.2021

To The Listing Manager Listing Department, The Bombay Stock Exchange Limited, Phiroze Jeejeebhoy Towers, Dalal Street, Mumbai-400001.	To The Listing Manager, Listing Department, The Metropolitan Stock Exchange of India Limited, Vibgyor Towers, 4th floor, Plot No C 62, G - Block, Opp. Trident Hotel, Bandra Kurla Complex, Bandra (E), Mumbai – 400 098, India. Telephone : +91 22 6112 9000, Fax : +91 22 2654 4000
---	---

Sub: Outcome of the meeting of Board of Directors held on 12.11.2021**Ref: Scrip Code: 511658 (NETTLINX)**

Dear Sir,

With reference to the above cited subject, we would like to inform you that the meeting of Board of Directors of the company held on Friday, 12th November, 2021 at 04.00 P.M. at the registered office of the company, Hyderabad. The Board has approved and considered the following:

1. Pursuant to Regulation 33 of Securities and Exchange Board of India (Listing Obligations and Disclosure Requirements) Regulations, 2015, we are enclosing herewith statement containing standalone and consolidated Un-Audited Financial Results for the Quarter and half year ended 30th September, 2021 which have been reviewed by the Audit Committee at its meeting held on 12th November, 2021 at 03.00 P.M and Approved by the Board of Directors of the company at its meeting held on 12th November, 2021 at the registered office of the company, Hyderabad along with Limited Review Report.


The meeting of board of Directors commenced at 04.00 P.M. and concluded at 05.35 P.M.

Please take the same on record and acknowledge.

Thanking you,

Yours Sincerely,

For M/s.Nettlinx Limited


Sai Ram Gandikota
Company Secretary & Compliance Officer



niranjan & narayan

Chartered Accountants

FRN : 005899S

GSTIN : 36AACFN0604K1ZJ

first floor, h.no: 7-1-28/1/a/21

shyamkaran road, ameerpet

hyderabad - 500 016

tel : 29806074, cell : 9490189487

email : caniranjan@yahoo.com


www.nncas.com

INDEPENDENT AUDITORS' REPORT ON REVIEW OF INTERIM STANDALONE FINANCIAL RESULTS.

To

The Board of Directors of Nettlinx Limited

1. We have reviewed the accompanying statement or unaudited Standalone Financial results of the NETTLINX LIMITED ("the Company") for the Quarter ended September, 2021 ("the statement") attached herewith, being submitted by the company pursuant to the requirements of Regulation 33 of SEBI [Listing obligations and Disclosure Requirements) Regulations, 2015 read with SEBI Circular No.CIR/CFD/CMD1/44/2019 dated March 29, 2019. The results included in the statement are the responsibility of Company's management and has been approved by the Board of Directors.
2. The Preparation of Statement in accordance with the recognition and measurement principles laid down in Indian Accounting Standard 34, Interim Financial Reporting ("IND AS 34"), prescribed under section 133 of the companies Act, 2013 read with Rule 3 of Companies (Indian Accounting Standards) Rules, 2015 and SEBI Circular No. CIR/CPD/CMD1/44/2019 dated March 29, 2019 is the Responsibility of the company's management and has been approved by the Board of Directors of the Company. Our responsibility is to express a conclusion on the Statement based on our review.
3. We conducted our review of the statement in accordance with the standard on Review Engagements (SRE) 2410 "Review of Interim Financial Information Performed by the Independent Auditor of the Entity", issued by the Institute of Chartered Accountants of India. This standard requires that we plan and perform the review to obtain moderate assurance as to whether the statement is free of material misstatement, A review is limited primarily to inquiries of company personnel and analytical procedures applied to financial data and thus provides less assurance than an audit. We have not performed an audit, and accordingly, we do not express an audit opinion
4. Based on our review conducted as above, nothing has come to our attention that causes us to believe that the accompanying statement of unaudited financial results prepared in accordance with applicable accounting standards and other recognized accounting practices and policies has not disclosed the information required to be disclosed in terms of Regulation 33 of the SEBI (Listing Obligations and Disclosure Requirements) Regulations, 2015 including the manner in which it is to be disclosed, or that it contains any material misstatements subject to the matters mentioned in the Emphasis of Matter paragraph.



5. Emphasis of Matter:

Our conclusion is not modified in respect of the above matters.



Place: Hyderabad
Date : 12-Nov-2021

For NIRANJAN & NARAYAN
Chartered Accountants
Firm Registration No.005899S

A handwritten signature in blue ink, appearing to be "P. Venumadhava Rao", written over a horizontal line.

P.VENUMADHAVA RAO
Partner
Mem.No.202785
UDIN: 21202785AAAADU3585

NETTLINX LIMITED(Scrip Code: BSE-NETTLINX | 511658 |)

Registered office: 5-9-22,3rd Floor, My Home Sarovar Plaza, Secretariat Road, Saifabad, Hyderabad - 500 063 Tetangana State. India

CIN: L67120TG1994PLC016930

| Tel :+91-40-23232200 | Fax: +91-40-23231610, URL : www.nettlinx.com, E-mail:info@nettlinx.org

PART I Statement of Unaudited Financial Results for the Quarter and Half year ended 30th September 2021

All amounts in Indian Rupees Lakhs, except share data

Sl.No.	Particulars	Standalone					
		Quarter Ended			Half Year Ended		Year Ended
		30-Sep-21	30-Jun-21	30-Sep-20	30-Sep-21	30-Sep-20	31-Mar-21
	(Refer Notes below)	(Unaudited)	(Unaudited)	(Unaudited)	(Unaudited)	(Unaudited)	Audited
1	Income from operations	249.89	243.46	169.56	493.35	410.43	763.09
2	Other income	2.54	1.61	2.68	4.15	2.99	5.43
3	Total Income (1+2)	252.43	245.07	172.24	497.50	413.42	768.52
4	EXPENSES						
	Cost of Access Charges,License Fees and Network Equipment	74.53	68.47	53.10	142.99	95.72	222.84
	Out source web development charges	-	-	-	-	57.42	-
	Employee benefits expense	42.79	41.12	30.75	83.90	61.81	150.03
	Finance costs	30.51	35.20	41.55	65.71	69.08	127.13
	Depreciation and amortization expense	19.97	22.68	14.88	42.65	29.11	116.45
	Administrative and Other expenses	39.70	38.80	55.79	78.50	87.13	202.24
	Total expenses (4)	207.50	206.25	196.07	413.76	400.27	818.70
5	Profit/(loss) before exceptional items and tax (3-4)	44.93	38.82	(23.83)	83.75	13.15	(50.17)
6	Exceptional items	-	-	-	-	-	-
7	Profit/ (loss) before exceptions items and tax(5-6)	44.93	38.82	(23.83)	83.75	13.15	(50.17)
8	Tax expense						
	(1) Current tax	12.50	10.80	(6.47)	23.30	3.82	65.15
	(2) Prior Period Taxes	-	-	-	-	-	43.49
	(3) Deferred tax	(1.69)	(2.00)	(2.74)	(3.68)	(1.94)	(6.20)
	Total tax	10.81	8.80	(9.21)	19.62	1.88	102.44
9	Profit (Loss) for the period from continuing operations (7-8)	34.11	30.02	(14.62)	64.13	11.27	(152.61)
10	Extra ordinary Items (net of tax)	-	-	-	-	-	-
11	Profit/(loss) for the period (9+10)	34.11	30.02	(14.62)	64.13	11.27	(152.61)
12	Other comprehensive income (net of tax)						
	Items that will not be reclassified to profit & loss						
	Actuarial gains/(losses) on post- employment benefit obligations	-	-	-	-	-	17.92
	Net (loss)/ gain on Fair Value Through OCI (FVTOCI) equity	-	-	-	-	-	3.62
	Income Tax on items that will not be reclassified to profit or loss	-	-	-	-	-	(5.99)
	Total items that will not be reclassified to profit or loss	-	-	-	-	-	15.55
13	Total Comprehensive Income for the period (11+12)	34.11	30.02	(14.62)	64.13	11.27	(137.06)
14	Minority Interest*	-	-	-	-	-	-
	Net Profit / (Loss) after taxes, minority interest	34.11	30.02	(14.62)	64.13	11.27	(137.06)
15	Paid-up equity share capital (Face Value of Rs.10/-each)	1,146.33	1,146.33	1,146.33	1,146.33	1,146.33	1,146.33
16	Earnings per share (before extraordinary items) (Face value of Rs.10/-each) (not annualized)						
	a) Basic (in Rs.)	0.30	0.26	(0.13)	0.56	0.10	(1.20)
	b) Diluted (in Rs.)	0.30	0.26	(0.13)	0.56	0.10	(1.20)
	Earnings per share (after extraordinary items) (Face value of Rs.10/-each) (not annualized)						
	a) Basic (in Rs.)	0.30	0.26	(0.13)	0.56	0.10	(1.20)
	b) Diluted (in Rs.)	0.30	0.26	(0.13)	0.56	0.10	(1.20)



By order of the Board
For NETTLINX LIMITED

[Signature]
Dr.Manohar Loka Reddy
Managing Director
DIN:00140229

Date : 12-Nov-2021
Place: Hyderabad

Notes:

1. The above unaudited Standalone and consolidated financial results for the quarter ended 30th September, 2021 were taken on record at the meeting of the Board of Directors held on 12th November, 2021 after being reviewed and recommended by the Audit Committee. The statutory auditors have carried out a limited review on the financial results
2. The above consolidated financial results have been prepared from the interim standalone financial statements, which are prepared in accordance with Indian Accounting Standards (Ind AS), the provisions of the Companies Act, 2013 as applicable and guidelines Issued by the Securities and Exchange Board of India ("SEBI"). The Ind AS are prescribed under section 133 of the Act read with Rule 3 of the companies (Indian Accounting Standards) Rules, 2015 and Companies (Indian Accounting Standards) Amendments Rules, 2016.
3. The consolidated financial results include the results of:
 - a. Nettlinx Limited, India (parent company),
 - b. Nettlinx Realty Private Limited, India (wholly owned subsidiary company)
 - c. Sri Venkateswara Green Power Projects Limited, India (subsidiary company)
 - d. Nettlinx Inc, USA (wholly owned subsidiary company)
 - e. Sailon SE, Germany (subsidiary company)
 - f. Nettlinx Technologies Private Limited.(Subsidiary of Nettlinx Realty Private Limited)
4. The figures for the previous period/year have been regrouped/reclassified, wherever necessary.

By order of the Board
For NETTLINX LIMITED


Dr. Manohar Loka Reddy
Managing Director
DIN:00140229




Date : 12-Nov-2021
Place: Hyderabad

STANDALONE STATEMENT OF ASSETS AND LIABILITIES AS ON SEPTEMBER 30,2021

Amount in (Rs. Lakhs)

Particulars	Notes	As at Sept 30, 2021	As at March 31, 2021	As at Sept 30, 2020
A. ASSETS				
Non-current assets				
(a) Property, plant and equipment		560.65	618.58	922.11
(b) Capital work-in-progress		-	-	-
(c) Right to use Assets		62.03	70.89	18.57
(d) Other intangible assets		5.62	6.11	-
(e) Financial assets		-	-	-
(i) Investments		3,471.51	3,471.51	3,367.89
(ii) Other financial assets		11.17	0.17	34.02
Total non-current assets		4,110.98	4,167.26	4,342.59
Current assets				
(a) Financial assets				
(i) Trade receivables		166.66	150.23	341.19
(ii) Cash and cash equivalents		88.73	118.98	218.47
(iii) Loans		-	-	513.87
(iv) Other financial assets		11.83	10.57	13.03
(b) Other current assets		395.39	402.21	179.41
Total current assets		662.60	682.00	1,265.97
Total Assets		4,773.59	4,849.26	5,608.56
A. EQUITY AND LIABILITIES				
Equity				
(a) Equity share capital		1,146.33	1,146.33	1,146.33
(b) Other equity		2,235.94	2,171.81	2,371.85
Total equity		3,382.27	3,318.14	3,518.18
Liabilities				
Non-current liabilities				
(a) Financial liabilities		1,125.07	1,037.64	-
(i) Borrowings		65.44	73.66	1,597.89
(b) Provisions		9.77	9.90	25.06
(c) Deferred tax liabilities (net)		5.17	8.85	7.13
Total non-current liabilities		1,205.45	1,130.05	1,630.07
Current liabilities				
(a) Financial liabilities				
(i) Borrowings		-	-	214.52
(ii) Trade payables		-	-	-
- Total outstanding dues of micro enterprises and small enterprises		-	-	-
- Total outstanding dues of creditors other than micro enterprises		15.16	53.67	-
(iii) Other financial liabilities		40.30	172.02	77.20
(b) Other current liabilities		81.96	109.74	38.08
(c) Provisions		-	0.49	54.78
(d) Current tax liabilities (net)		48.45	65.15	75.72
Total current liabilities		185.87	401.07	460.31
Total Equity and Liabilities		4,773.59	4,849.26	5,608.56



NETTLINX LIMITED

5-9-22,3rd floor,My Home Sarovar Plaza,Secretariat Road,Saifabad,Hyderabad,Pin-500063

CIN: L67120TG1994PLC016930

| Tel :+91-40-23232200 | Fax. +91-40-23231610, URL : www.nettlinx.com, E-mail:info@nettlinx.org

Standalone cash flow statement for the Half year ended 30th September, 2021

Amount in (Rs. Lakhs)

	PARTICULARS	30th September,2021	31st March,2021	30th September,2020
A	CASH FLOW FROM OPERATING ACTIVITIES			
	Net profit /Loss before tax and extra-ordinary items	83.75	(50.17)	13.15
	Adjustments For :			
	Depreciation	42.65	116.45	29.11
	(Profit)/loss on sale of property, plant and equipment, vehicles (net)	-	1.98	2.45
	Finance costs	62.02	127.13	69.08
	Interest - Income	(0.50)	(4.42)	(0.87)
	Operating Profit /Loss Before working Capital Charges	187.92	190.97	112.92
	Adjustments For :			
	increase/(Decrease) in Trade payables	(38.51)	(1,441.26)	(1,417.73)
	increase/ (Decrease) in Other Current Liabilities	(159.51)	51.98	(130.17)
	Increase/ (Decrease) in Provisions	(0.61)	2.11	(1.14)
	(increase)/ Decrease in Trade receivables	(16.43)	1,559.29	1,368.33
	(increase)/ Decrease in Loans and advances	(1.25)	451.68	(64.64)
	(increase)/ Decrease in Other Current Assets	6.82	(236.12)	(13.32)
	Movements in working capital- Total	(209.49)	387.69	(258.66)
	Direct Taxes	40.00	108.64	-
	Net Cash Flow from operating Activities	(61.57)	470.02	(145.75)
B	CASH FLOW FROM INVESTING ACTIVITIES			
	Purchase of Fixed Assets	(26.83)	(78.34)	(38.52)
	Disposal of Fixed Assets	51.45	240.94	6.00
	Increase/Decrease in Capital Work in Progress	0.00	-	-
	Decrease/ (Increase) in Investment	(11.00)	(100.00)	-
	increase/ Decrease in Other Non-Current Assets	0.50	(0.15)	(34.00)
	Interest Received	-	4.42	0.87
	Sale of Property,Plant and Equipment	-	-	-
	Net Cash Flow From Investing Activities	14.13	66.87	(65.65)
C	CASH FLOW FROM FINANCING ACTIVITIES			
	increase/ (Decrease) in Non-Current Liabilities	79.20	(97.68)	502.44
	increase/ (Decrease) in Short Tem Borrowings	-	(285.36)	(86.89)
	Finance costs Paid	(62.02)	(118.27)	(69.08)
	Net Cash Flows from Financing Activities	17.18	(501.31)	346.47
	Net Increase / Decrease in Cash + Cash equivalents	(30.26)	35.58	135.07
	Opening Balance	118.98	83.40	83.00
	Closing Balance	88.73	118.98	218.07



INDEPENDENT AUDITORS' REPORT ON REVIEW OF INTERIM CONSOLIDATED FINANCIAL RESULTS.


To

The Board of Directors of Nettlinx Limited

1. We have reviewed the accompanying statement or unaudited Consolidated Financial results of the NETTLINX LIMITED ("the Parent") and its subsidiaries (the Parent and its subsidiaries together referred to as "the Group") for the Quarter ended September, 2021 ("the statement") attached herewith, being submitted by the company pursuant to the requirements of Regulation 33 of SEBI [Listing obligations and Disclosure Requirements] Regulations, 2015 read with SEBI Circular No.CIR/CFD/CMD1/44/2019 dated March 29,2019. The results included in the statement are the responsibility of Company's management and has been approved by the Board of Directors.
2. The Preparation of Statement in accordance with the recognition and measurement principles laid down in Indian Accounting Standard 34, Interim Financial Reporting ("IND AS 34"), prescribed under section 133 of the companies Act, 2013 read with Rule 3 of Companies (Indian Accounting Standards) Rules, 2015 and SEBI Circular No. CIR/CFD/CMD1/44/2019 dated March 29, 2019 is the Responsibility of the parent company's management and has been approved by the Board of Directors of the Parent Company. Our responsibility is to express a conclusion on the Statement based on our review.
3. We conducted our review of the statement in accordance with the standard on Review Engagements (SRE) 2410 "Review of Interim Financial Information Performed by the Independent Auditor of the Entity", issued by the Institute of Chartered Accountants of India. This standard requires that we plan and perform the review to obtain moderate assurance as to whether the statement is free of material misstatement, A review is limited primarily to inquiries of company personnel and analytical procedures applied to financial data and thus provides less assurance than an audit. We have not performed an audit, and accordingly, we do not express an audit opinion
4. The Statement includes the results of the following entities:

Parent:

- (i) Nettlinx Limited



Subsidiaries:

- (i) Nettlinx Realty Private Limited, India (wholly owned subsidiary company)
- (ii) Sri Venkateswara Green Power Projects Limited, India (subsidiary company)
— No Operating Income during the period
- (iii) Nettlinx Inc, USA (wholly owned subsidiary company)
- (iv) Sailon SE, Germany (subsidiary company) — No Operations during the period
- (v) Nettlinx Technologies Private Limited.(Subsidiary of Nettlinx Realty Private Limited)

5. Emphasis of Matter:

Our opinion is not modified in respect of these matters.

- 6. Based on our review conducted as above, nothing has come to our attention that causes us to believe that the accompanying statement of unaudited financial results prepared in accordance with applicable accounting standards and other recognized accounting practices and policies has not disclosed the information required to be disclosed in terms of Regulation 33 of the SEBI (Listing Obligations and Disclosure Requirements) Regulations, 2015 including the manner in which it is to be disclosed, or that it contains any material misstatements subject to the matters mentioned in the Emphasis of Matter paragraph.
- 7. We did not review the quarterly interim financial information of 5 subsidiaries included in the quarterly consolidated financial results, whose interim financial information reflects total revenue of Rs. 13,86,78,711/- for the Quarter ended September 30, 2021, total profit after tax of Rs. 3,22,51,803/- for the Quarter ended September 30, 2021 respectively which are certified by the management.



For NIRANJAN & NARAYAN
Chartered Accountants
Firm Registration No.005899S

P.VENUMADHAVA RAO
Partner

Mem.No.202785

UDIN: 21202785AAAADV2100

Place: Hyderabad

Date : 12-Nov-2021

NETTLINX LIMITED(Scrip Code: BSE-NETTLINX | 511658 |)

Registered office: 5-9-22,3rd Floor, My Home Sarovar Plaza, Secretariat Road, Saifabad, Hyderabad - 500 063 Tetangana State. India

CIN: L67120TG1994PLC016930

| Tel :+91-40-23232200 | Fax. +91-40-23231610, URL : www.nettlinx.com, E-mail:info@nettlinx.org

Part I Consolidated Statement of Unaudited Financial Results for the Quarter and Half year ended 30th September 2021

All amounts in Indian Rupees Lakhs, except share data

Sl.No.	Particulars	Quarter Ended			Half Year Ended		Year Ended
		30-Sep-21	30-Jun-21	30-Sep-20	30-Sep-21	30-Sep-20	31-Mar-21
	(Refer Notes below)	(Unaudited)	(Unaudited)	(Unaudited)	(Unaudited)	(Unaudited)	Audited
1	Income from operations	1,636.12	488.68	711.25	2,124.80	1,433.38	3,533.54
2	Other income	3.10	1.90	2.80	4.99	3.23	7.24
3	Total Income (1+2)	1,639.22	490.57	714.05	2,129.79	1,436.61	3,540.78
4	EXPENSES						
	Cost of Access Charges,License Fees and Network Equipment	575.44	81.82	71.63	657.26	153.41	777.45
	Out source web development charges	-	-	-	-	57.42	-
	Employee benefits expense	260.45	235.87	211.94	496.32	428.83	903.92
	Finance costs	31.02	35.33	41.55	66.36	69.08	130.15
	Depreciation and amortization expense	22.34	23.74	17.01	46.09	31.24	120.71
	Administrative and Other expenses	321.89	109.37	456.00	431.26	727.54	1,523.24
	Total expenses (4)	1,211.15	486.14	798.12	1,697.29	1,467.51	3,455.47
5	Profit/(loss) before exceptional items and tax (3-4)	428.07	4.43	(84.08)	432.50	(30.91)	85.32
6	Exceptional items	-	-	-	-	-	-
7	Profit/ (loss) before exceptions items and tax(5-6)	428.07	4.43	(84.08)	432.50	(30.91)	85.32
8	Tax expense						
	(1) Current tax	73.04	11.91	(5.72)	84.94	4.57	142.17
	(2) Prior Period Taxes	-	-	-	-	-	43.49
	(3) Deferred tax	(1.60)	(2.00)	(2.72)	(3.60)	(1.92)	(6.23)
	Total tax	71.43	9.91	(8.44)	81.34	2.65	179.42
9	Profit (Loss) for the period from continuing operations (7-8)	356.63	(5.48)	(75.63)	351.16	(33.55)	(94.11)
10	Extra ordinary Items (net of tax)	-	-	-	-	-	-
11	Profit/(loss) for the period (9+10)	356.63	(5.48)	(75.63)	351.16	(33.55)	(94.11)
12	Other comprehensive income (net of tax)						
	Items that will not be reclassified to profit & loss						
	Actuarial gains/(losses) on post- employment benefit obligations	-	-	-	-	-	17.92
	Net (loss)/ gain on Fair Value Through OCI (FVTOCI) equity	-	-	-	-	-	(9.88)
	Income Tax on items that will not be reclassified to profit or loss	-	-	-	-	-	(2.48)
	Total items that will not be reclassified to profit or loss	-	-	-	-	-	5.56
13	Total Comprehensive Income for the period (11+12)	356.63	(5.48)	(75.63)	351.16	(33.55)	(88.55)
14	Minority Interest*	(4.92)	(4.38)		(9.30)		(25.39)
	Net Profit / (Loss) after taxes, minority interest	361.55	(1.10)	(75.63)	360.45	(33.55)	(63.16)
15	Paid-up equity share capital (Face Value of Rs.10/-each)	1,146.33	1,146.33	1,146.33	1,146.33	1,146.33	1,146.33
16	Earnings per share (before extraordinary items) (Face value of Rs.10/-each) (not annualized)						
	a) Basic (in Rs.)	3.15	(0.01)	(0.66)	3.14	(0.29)	(0.55)
	b) Diluted (in Rs.)	3.15	(0.01)	(0.66)	3.14	(0.29)	(0.55)
	Earnings per share (after extraordinary items) (Face value of Rs.10/-each) (not annualized)						
	a) Basic (in Rs.)	3.15	(0.01)	(0.66)	3.14	(0.29)	(0.55)
	b) Diluted (in Rs.)	3.15	(0.01)	(0.66)	3.14	(0.29)	(0.55)

By order of the Board
For NETTLINX LIMITED

Dr.Manohar Loka Reddy
Managing Director
DIN:00140229




Date : 12-Nov-2021
Place: Hyderabad

CONSOLIDATE STATEMENT OF ASSETS AND LIABILITIES AS ON SEPTEMBER 30,2021

Amount in(Rs.Lakhs)

Particulars	As at Sept 30, 2021	As at March 31, 2021	As at Sept 30, 2020
A. ASSETS			
Non-current assets			
(a) Property, plant and equipment	813.55	851.54	1,157.20
(b) Capital work-in-progress	1,849.48	1,849.48	1,849.48
(c) Right to use Assets	62.03	70.89	-
(d) Goodwill	-	19.56	19.56
(e) Other intangible assets	5.62	6.11	18.57
(f) Financial assets	-	-	-
(i) Investments	1,260.95	27.45	37.32
(ii) Other financial assets	12.07	1.07	35.02
(g) Deferred tax assets (net)	109.84	109.84	106.29
(h) Other non-current assets	236.96	236.96	25.00
Total non-current assets	4,350.50	3,172.91	3,248.45
Current assets			
(a) Inventories	280.30	764.70	1,248.08
(b) Financial assets	-	-	-
(i) Trade receivables	630.09	394.46	679.95
(ii) Cash and cash equivalents	674.42	826.05	958.58
(iii) Other bank balances	54.00	14.00	14.00
(iv) Loans	-	0.50	677.84
(v) Other financial assets	12.78	11.26	14.48
(c) Current Tax Assets	32.97	105.16	0.24
(d) Other current assets	788.45	776.38	254.91
Total current assets	2,473.00	2,892.50	3,848.08
Total Assets	6,823.51	6,065.41	7,097.00
A. EQUITY AND LIABILITIES			
Equity			
(a) Equity share capital	1,146.33	1,146.33	1,146.33
(b) Other equity	2,556.48	1,876.83	2,011.51
Equity attributable to owners of the Company	3,702.82	3,023.16	3,157.84
Non-controlling interests	810.89	784.15	695.15
Total equity	4,513.70	3,807.31	3,852.99
Liabilities			
Non-current liabilities			
(a) Financial liabilities			
(i) Borrowings	1,332.50	1,228.28	2,089.01
(ii) Other Financial Liability	65.44	73.66	-
(b) Provisions	9.77	9.90	25.06
(c) Trade Payable	-	-	-
(d) Deferred tax liabilities (net)	5.17	8.85	7.13
(e) Other non current liabilities	-	-	-
Total non-current liabilities	1,412.88	1,320.69	2,121.19
Current liabilities			
(a) Financial liabilities			
(i) Borrowings	-	27.28	239.35
(ii) Advances	-	-	-
(iii) Trade payables	-	-	-
- Total outstanding dues of micro enterprises and small enterprises	-	-	-
- Total outstanding dues of creditors other than micro enterprises and small enterprises	219.35	71.26	94.56
(iii) Other financial liabilities	208.95	340.04	101.26
(b) Other current liabilities	324.73	336.50	601.05
(c) Provisions	2.34	20.90	10.40
(d) Current tax liabilities (net)	141.56	141.42	75.72
Total current liabilities	896.93	937.40	1,122.34
Total Equity and Liabilities	6,823.51	6,065.41	7,097.00



NETTLINX LIMITED
5-9-22,3rd floor,My Home Sarovar Plaza,Secretariat Road,Saifabad,Hyderabad,Pin-500063
Statement of Consolidated Cash Flows for the Half year ended Sept 30, 2021

Statement of Consolidated Cash Flows for the half year ended Sept 30, 2021				Amount in (Rs. Lakhs)		
Particulars	For Half Year Ended 30/09/2021		For Year Ended 31/03/2021		For Half Year Ended 30/09/2020	
Cash Flows From Operating Activities						
Profit Before Tax for the year		432.50		85.32		-30.90
Adjustments for:						
Depreciation and amortization expense	46.09		120.71		31.24	
Profit on sale of property, plant and equipment (net)	-		1.98		2.45	
Finance costs	62.02		127.13		69.08	
Interest income	(0.50)		-4.42		(1.11)	
Bad trade receivable written off	-				-	
Unrealised exchange gain(loss)	-				(2.94)	
Operating Cash Flows Before Working Capital Changes		107.60		245.41		98.71
Movements in working capital						
Adjustments for (increase) / decrease in operating assets:						
Trade receivables	(228.17)		1889.61		1,603.87	
Inventories	-		487.74		(2.20)	
Other current assets	482.17		-303.28		(350.47)	
Proceeds from Loans and advances	74.91		698.41		340.73	
Adjustments for increase / (decrease) in operating liabilities:						
Trade payables	148.13		-1553.97		(1,544.48)	
Other current liabilities	(257.07)		229.97		51.06	
Other Liabilities & Provisions	(11.93)		3.23		(142.78)	
Movements in working capital- Total		208.04		1451.71		(44.27)
Cash Flows From Operating Activities		748.14		1782.43		23.54
Net Tax Paid		42.59		175.38		0.00
Net Cash Generated From Operating Activities (A)		705.55		1607.05		23.54
B. Cash Flows From Investing Activities						
Purchase of Fixed Assets	(50.19)		-78.34		(38.52)	
Sale of Property, Plant and Equipment	37.01		240.94		6.00	
Long Term Loans & Advances	0.00		-146.18		(35.00)	
Investments	(884.00)		-450.50		-	
Interest Income received	0.50		4.42		1.11	
Increase/Decrease in Capital Work in Progress	-		0.00		-	
Foreign Exchange effect	5.82		-87.01		-	
Net Cash Generated/ Used in Investing Activities (B)		-890.86		-516.66		-66.41
C. Cash Flows From Financing Activities						
Change in Equity Share capital	39.98		582.23		-	
Increase in Share premium	-		14		-	
Proceeds from Long Term borrowings	-		-898.43		687.24	
Proceeds from Short Term borrowings	16.52		0.00		(155.77)	
Repayments from Long Term borrowings	79.20		-97.68		-	
Repayments from ShortTerm borrowings	-		-285.36		-	
Finance Costs Paid	(62.02)		(118)		(69.08)	
Movement in Non current Liabilities						
Net Cash Generated From/ (Used in) Financing Activities (C)		73.68		-803.40		462.39
Net Increase/ (Decrease) in Cash and Cash Equivalents (A + B + C)		-111.63		286.98		419.52
Cash and Cash Equivalents at the Beginning of the year		840.04		553.07		553.07
Cash and Cash Equivalents at the End of the year		728.42		840.05		972.59

Manohar Loka Reddy
Managing Director
DIN: 00140229



Place: Hyderabad
Date:12-11-2021